

System Information



Alteon Switched Firewall™

Part Number: 212537, Revision A, November 2001

NORTEL
NETWORKS™

50 Great Oaks Boulevard
San Jose, California 95119

408-360-5500 Main

408-360-5501 Fax

www.nortelnetworks.com

 **Alteon WebSystems**
Intelligent Webworking™

Copyright 2001 Nortel Networks, Inc., 50 Great Oaks Boulevard, San Jose, California 95119, USA. All rights reserved. Part Number: 212537, Revision A.

This document is protected by copyright and distributed under licenses restricting its use, copying, distribution, and decompilation. No part of this document may be reproduced in any form by any means without prior written authorization of Nortel Networks, Inc. Documentation is provided “as is” without warranty of any kind, either express or implied, including any kind of implied or express warranty of non-infringement or the implied warranties of merchantability or fitness for a particular purpose.

U.S. Government End Users: This document is provided with a “commercial item” as defined by FAR 2.101 (Oct 1995) and contains “commercial technical data” and “commercial software documentation” as those terms are used in FAR 12.211-12.212 (Oct 1995). Government End Users are authorized to use this documentation only in accordance with those rights and restrictions set forth herein, consistent with FAR 12.211- 12.212 (Oct 1995), DFARS 227.7202 (JUN 1995) and DFARS 252.227-7015 (Nov 1995).

Nortel Networks, Inc. reserves the right to change any products described herein at any time, and without notice. Nortel Networks, Inc. assumes no responsibility or liability arising from the use of products described herein, except as expressly agreed to in writing by Nortel Networks, Inc. The use and purchase of this product does not convey a license under any patent rights, trademark rights, or any other intellectual property rights of Nortel Networks, Inc.

Alteon Switched Firewall, iSD310-SFD, Firewall Director, Firewall OS, Alteon 184, Alteon 185, Firewall Accelerator, and Accelerator OS are trademarks of Nortel Networks, Inc. in the United States and certain other countries. FireWall-1 NG is a registered trademark of Check Point Software Technologies. Any other trademarks appearing in this manual are owned by their respective companies.



Alteon iSD310-SFD Firewall Director Regulatory Information

Electromagnetic Interference Notice

Electromagnetic Interference (EMI) is any signal or emission, radiated in free space or conducted along power or signal leads, that endangers the functioning of a radio navigation or other safety service or seriously degrades, obstructs, or repeatedly interrupts a licensed radio communications service. Radio communications services include but are not limited to AM/FM commercial broadcast, television, cellular services, radar, air-traffic control, pager, and Personal Communication Services (PCS). These licensed services, along with unintentional radiators such as digital devices, including computer systems, contribute to the electromagnetic environment.

Electromagnetic Compatibility (EMC) is the ability of items of electronic equipment to function properly together in the electronic environment. While this computer system has been designed and determined to be compliant with regulatory agency limits for EMI, there is no guarantee that interference will not occur in a particular installation. If this equipment does cause interference with radio communications services, which can be determined by turning the equipment off and on, you are encouraged to try to correct the interference by one or more of the following measures:

- Move the computer away from the receiver.
- Reorient the receiving antenna.
- Relocate the computer with respect to the receiver.
- Move the computer away from the receiver.
- Plug the computer into a different outlet so that the computer and the receiver are on different branch circuits.

If necessary, consult an Alteon WebSystems support representative, or an experienced radio/television technician for additional suggestions. You may find the *FCC Interference Handbook, 1986*, to be helpful. It is available from the U.S. Government Printing Office, Washington, DC 20402, Stock No. 004-000-00450-7 or on the World Wide Web at:

<http://www.fcc.gov/eb/Publications/tvibook.html>

Alteon WebSystems' devices are designed, tested, and classified for their intended electromagnetic environment. These electromagnetic environment classifications generally refer to the following harmonized definitions:

- Class A is typically for business or industrial environments.
- Class B is typically for residential environments.

Information Technology Equipment (ITE), including peripherals, expansion cards, printers, input/output (I/O) devices, monitors, and so on, that are integrated into or connected to the system should match the electromagnetic environment classification of the computer system.

A Notice About Shielded Signal Cables: Use only shielded cables for connecting peripherals to any Alteon device to reduce the possibility of interference with radio communications services. Using shielded cables ensures that you maintain the appropriate EMC classification for the intended environment.

Most Alteon WebSystems devices are classified for Class A environments. To determine the electromagnetic classification for your system or device, refer to the following sections specific for each regulatory agency. Each section provides country-specific EMC/EMI or product safety information.

FCC Notices (U.S. Only)

Some Alteon WebSystems devices are classified by the Federal Communications Commission (FCC) as Class B digital devices. However, the inclusion of certain options can change the rating of some configurations to Class A. To determine which classification applies to your computer system, examine all FCC registration labels located on the bottom or back panel of your computer, on card-mounting brackets, and on the cards themselves. If any one of the labels carries a Class A rating, your entire system is considered to be a Class A digital device. If all labels carry either the Class B rating distinguished by either an FCC ID number or the FCC logo, your system is considered to be a Class B digital device.

Once you have determined your system's FCC classification, read the appropriate FCC notice. Note that FCC regulations provide that changes or modifications not expressly approved by Alteon WebSystems could void your authority to operate this equipment.

This device complies with Part 15 of the FCC Rules. Operation is subject to the following two conditions:

- This device may not cause harmful interference.
- This device must accept any interference received, including interference that may cause undesired operation.

Class A

This equipment has been tested and found to comply with the limits for a Class A digital device pursuant to Part 15 of the FCC Rules. These limits are designed to provide reasonable protection against harmful interference when the equipment is operated in a commercial environment. This equipment generates, uses, and can radiate radio frequency energy and, if not installed and used in accordance with the manufacturer's instruction manual, may cause harmful interference with radio communications. Operation of this equipment in a residential area is likely to cause harmful interference, in which case you will be required to correct the interference at your own expense.

Class B

This equipment has been tested and found to comply with the limits for a Class B digital device pursuant to Part 15 of the FCC Rules. These limits are designed to provide reasonable protection against harmful interference in a residential installation. This equipment generates, uses, and can radiate radio frequency energy and, if not installed and used in accordance with the manufacturer's instruction manual, may cause interference with radio communications. However, there is no guarantee that interference will not occur in a particular installation. If this equipment does cause harmful interference to radio or television reception, which can be determined by turning the equipment off and on, you are encouraged to try to correct the interference by one or more of the following measures:

- Reorient or relocate the receiving antenna.
- Increase the separation between the equipment and the receiver.
- Connect the equipment into an outlet on a circuit different from that to which the receiver is connected.
- Consult the dealer or an experienced radio/television technician for help.

The following information is provided on the device or devices covered in this document in compliance with FCC regulations:

- Product name: Alteon iSD310-SFD
- Company name: Alteon WebSystems, Inc.
50 Great Oaks Blvd.
San Jose, CA 95119 USA
408-360-5500

IC Notice (Canada Only)

Most Alteon WebSystems' devices are classified by the Industry Canada (IC) Interference-Causing Equipment Standard #3 (ICES-003) as Class B digital devices. To determine which classification (Class A or B) applies to your computer system (or other Alteon digital apparatus), examine all registration labels located on the bottom or the back panel of your computer (or other digital apparatus). A statement in the form of "ICES-003 Class A" or "ICES-003-Class B" will be located on one of these labels. Note that Industry Canada regulations provide that changes or modifications not expressly approved by Alteon WebSystems could void your authority to operate this equipment.

This Class B (or Class A, if so indicated on the registration label) digital apparatus meets the requirements of the Canadian Interference-Causing Equipment Regulations.

Cet appareil numérique de la Classe B (ou Classe A, si ainsi indiqué sur l'étiquette d'enregistrement) respecte toutes les exigences du Règlement sur le Matériel Brouilleur du Canada.

CE Notice (European Union)

Marking by the symbol **CE** indicates compliance of this Alteon system to the EMC Directive and the Low Voltage Directive of the European Union. Such marking is indicative that this Alteon system meets the following technical standards:

- EN 55022—Limits and Methods of Measurement of Radio Interference Characteristics of Information Technology Equipment
- EN55024—Electromagnetic compatibility—Information Technology Equipment.
- EN 60950—Safety of Information Technology Equipment.

NOTE – EN 55022 emissions requirements provide for two classifications:

- Class A is for typical commercial areas.
- Class B is for typical domestic areas.

To determine which classification applies to your computer system, examine the FCC registration label located on the back panel of the computer. If the label indicates a Class A rating, the following warning applies to your system:

RF INTERFERENCE WARNING: This is a Class A product. In a domestic environment this product may cause radio frequency (RFC) interference, in which case the user may be required to take adequate measures.

If the FCC registration label indicates a Class B rating, the system is classified for use in a typical Class B domestic environment.

A “Declaration of Conformity” in accordance with the preceding directives and standards has been made and is on file at Nortel Networks European Information Centre, London, UK.

Battery Disposal

Your computer system may use a nickel-metal hydride (NiMH) and/or lithium-ion battery. The NiMH and lithium-ion batteries are long-life batteries, and it is very possible that you will never need to replace them. However, should you need to replace them, refer to your Alteon documentation for instructions.

Do not dispose of the battery along with household waste. Contact your local waste disposal agency for the address of the nearest battery deposit site.

NOTE – Your system may also include circuit cards or other components that contain batteries. These batteries must also be disposed of in a battery deposit site. For information about such batteries, refer to the documentation for the specific card or component.

EN 55022 Compliance (Czech Republic Only)

This device belongs to Class B devices as described in EN 55022, unless it is specifically stated that it is a Class A device on the specification label. The following applies to devices in Class A of EN 55022 (radius of protection up to 30 meters). The user of the device is obliged to take all steps necessary to remove sources of interference to telecommunication or other devices.

Pokud není na typovém štítku počítače uvedeno, že spadá do třídy A podle EN 55022, spadá automaticky do třídy B podle EN 55022. Pro zařízení zařazená do třídy A (ochranné pásmo 30m) podle EN 55022 platí následující. Dojde-li k rušení telekomunikačních nebo jiných zařízení, je uživatel povinen provést taková opatření, aby rušení odstranil.

Polish Center for Testing and Certification Notice

The equipment should draw power from a socket with an attached protection circuit (a three-prong socket). All equipment that works together (computer, monitor, printer, and so on) should have the same power supply source.

The phasing conductor of the room's electrical installation should have a reserve short-circuit protection device in the form of a fuse with a nominal value no larger than 16 amperes (A).

To completely switch off the equipment, the power supply cable must be removed from the power supply socket, which should be located near the equipment and easily accessible.

A protection mark "B" confirms that the equipment is in compliance with the protection usage requirements of standards PN-93/T42107 and PN-EN 55022:1996.

Wymagania Polskiego Centrum Badań i Certyfikacji

Urządzenie powinno być zasilane z gniazda z przyłączonym obwodem ochronnym (gniazdo z kołkiem). Współpracujące ze sobą urządzenia (komputer, monitor, drukarka) powinny być zasilane z tego samego źródła.

Instalacja elektryczna pomieszczenia powinna zawierać w przewodzie fazowym rezerwową ochronę przed zwarciami, w postaci bezpiecznika o wartości znamionowej nie większej niż 16A (amperów).

W celu całkowitego wyłączenia urządzenia z sieci zasilania, należy wyjąć wtyczkę kabla zasilającego z gniazda, które powinno znajdować się w pobliżu urządzenia i być łatwo dostępne.

Znak bezpieczeństwa "B" potwierdza zgodność urządzenia z wymaganiami bezpieczeństwa użytkownika zawartymi w PN-93/T-42107 i PN-EN 55022:1996.

Jeżeli na tabliczce znamionowej umieszczono informację, że urządzenie jest klasy A, to oznacza to, że urządzenie w środowisku mieszkalnym może powodować zakłócenia radioelektryczne. W takich przypadkach można żądać od jego użytkownika zastosowania odpowiednich środków zaradczych.

Pozostałe instrukcje bezpieczeństwa

- Nie należy używać wtyczek adapterowych lub usuwać kołka obwodu ochronnego z wtyczki. Jeżeli konieczne jest użycie przedłużacza to należy użyć przedłużacza 3-żyłowego z prawidłowo połączonym przewodem ochronnym.
- System komputerowy należy zabezpieczyć przed nagłymi, chwilowymi wzrostami lub spadkami napięcia, używając eliminatora przepięć, urządzenia dopasowującego lub bezzakłócenowego źródła zasilania.
- Należy upewnić się, aby nic nie leżało na kablach systemu komputerowego, oraz aby kable nie były umieszczone w miejscu, gdzie można byłoby na nie nadeptać lub potykać się o nie.
- Nie należy rozlewać napojów ani innych płynów na system komputerowy.
- Nie należy wpychać żadnych przedmiotów do otworów systemu komputerowego, gdyż może to spowodować pożar lub porażenie prądem, poprzez zwarcie elementów wewnętrznych.
- System komputerowy powinien znajdować się z dala od grzejników i źródeł ciepła. Ponadto, nie należy blokować otworów wentylacyjnych. Należy unikać kładzenia luźnych papierów pod komputer oraz umieszczania komputera w ciasnym miejscu bez możliwości cyrkulacji powietrza wokół niego.

NOM Information (Mexico Only)

The following information is provided on the devices described in this document in compliance with the requirements of the official Mexican standards (NOM):

Exporter:	Alteon WebSystems, Inc. 50 Great Oaks Blvd. San Jose, CA 95119 USA
Importer:	Dell Computer de Mexico, S.A. de C.V Paseo de la Reforma 2620 -11 ° Piso Col. Lomas Altas 11950 Mexico, D.F
Ship to:	Dell Computer de Mexico, S.A. de C.V al Cuidado de Kuehne & Nagel de Mexico S. de R.I. Avenida Soles No. 55 Col. Penon de los Banos 15520 Mexico, D.F
Supply voltage:	EMX: 200–240 VAC IMP and SMP: 100–240 VAC Others: 115/230 VAC
Frequency:	IMP: 60-50 Hz EMX and SMP: 50–60 Hz Others: 60/50 Hz
Current consumption:	IMP: 3.6–1.8 A EMX: 7.0 A SMP: 6.0 A Others: 6.0/3.0 A

Información para a NOM (unicamente para Mexico)

La información siguiente se proporciona en el dispositivo o en los dispositivos descritos en este documento, en cumplimiento con los requisitos de la Norma Oficial Mexicana (NOM):

Exportador:	Alteon WebSystems, Inc. 50 Great Oaks Blvd. San Jose, CA 95119 USA
Importador:	Dell Computer de Mexico, S.A. de C.V al Cuidado de Kuehne & Nagel de Mexico S. de R.I. Avenida Soles No. 55 Col. Penon de los Banos 15520 Mexico, D.F
Embarcar a:	EMX: 200–240 VAC IMP and SMP:100–240 VAC Others: 115/230 VAC
Tension alimentacion:	EMX: 200–240 VAC IMP and SMP:100–240 VAC Others: 115/230 VAC
Frecuencia:	IMP: 60-50 Hz EMX and SMP: 50–60 Hz Others: 60/50 Hz
Consumo de corriente:	IMP: 3.6–1.8 A EMX: 7.0 A SMP: 6.0 A Others: 6.0/3.0 A

VCCI Notice (Japan Only)

Most Alteon WebSystems devices are classified by the Voluntary Control Council for Interference (VCCI) as Class B information technology equipment (ITE). However, the inclusion of certain options can change the rating of some configurations to Class A. ITE, including peripherals, expansion cards, printers, input/output (I/O) devices, monitors, and so on, integrated into or connected to the system, should match the electromagnetic environment classification (Class A or B) of the computer system.

To determine which classification applies to your computer system, examine the regulatory labels/markings (see [Figure 1](#) and [Figure 2](#)) located on the bottom or back panel of your computer. Once you have determined your system's VCCI classification, read the appropriate VCCI notice.

This is a Class A product based on the standard of the Voluntary Control Council for Interference (VCCI) for information technology equipment. If this equipment is used in a domestic environment, radio disturbance may arise. When such trouble occurs, the user may be required to take corrective actions.

VCCI-A

この装置は、情報処理装置等電波障害自主規制協議会（VCCI）の基準に基づくクラスA情報技術装置です。この装置を家庭環境で使用すると電波妨害を引き起こすことがあります。この場合には使用者が適切な対策を講ずるよう要求されることがあります。

Figure 1 VCCI Class A ITE Regulatory Mark

Class B ITE

この装置は、情報処理装置等電波障害自主規制協議会（VCCI）の基準に基づくクラスB情報技術装置です。この装置は、家庭環境で使用することを目的としていますが、この装置がラジオやテレビジョン受信機に近接して使用されると、受信障害を引き起こすことがあります。
取扱説明書に従って正しい取り扱いをして下さい。

This is a Class B product based on the standard of the Voluntary Control Council for Interference (VCCI) for information technology equipment. If this equipment is used near a radio or television receiver in a domestic environment, it may cause radio interference. Install and use the equipment according to the instruction manual.



Figure 2 VCCI Class B ITE Regulatory Mark

MIC Notice (Republic of Korea Only)

To determine which classification (Class A or B) applies to your system, examine the Republic of Korean Ministry of Information and Communications (MIC) registration labels located on your system. The MIC label may be located separately from the other regulatory marking applied to your product. Line three of the label identifies the emissions class for the product—“(A)” for Class A products or “(B)” for Class B products.

NOTE – MIC emissions requirements provide for two classifications:

Class A devices are for business purposes.

Class B devices are for non-business purposes.

Class A Device

기종별	사용자안내문
A급 기기 (업무용 정보통신기기)	이 기기는 업무용으로 전자파적합등록을 한 기기이오니 판매자 또는 사용자는 이 점을 주의하시기 바라며 만약 잘못 판매 또는 구입하였을 때에는 가정용으로 교환하시기 바랍니다.

Please note that this device has been approved for business purposes with regard to electromagnetic interference. If you find that this device is not suitable for your use, you may exchange it for a non-business-purpose device.



1. 기기의 명칭(모델명):
2. 인증번호:
3. 인증받은 자의 상호: (A)
4. 제조년월일:
5. 제조자/제조국가:

Class B Device

기종별	사용자 안내문
B급 기기 (가정용 정보통신기기)	이 기기는 가정용으로 전자파적합등록을 한 기기로서 주거지역에서는 물론 모든 지역에서 사용할 수 있습니다.

Please note that this device has been approved for non-business purposes and may be used in any environment, including residential areas.



1. 기기의 명칭(모델명):
2. 인증번호:
3. 인증받은 자의 상호: (B)
4. 제조년월일:
5. 제조자/제조국가:

BSMI Notice (Taiwan Only)

BSMI 通告 (僅限於台灣)

大多數的Alteon電腦系統被BSMI(經濟部標準檢驗局)劃分為乙類數位裝置。但是，使用某些選件會使有些組態的等級變成甲類。若要確定您的電腦系統適用等級，請檢查所有位於電腦底部或背面板、擴充卡安裝托架，以及擴充卡上的BSMI註冊標籤。如果其中有一甲類標籤，即表示您的系統為甲類數位裝置。如果只有BSMI的檢磁號碼標籤，則表示您的系統為乙類數位裝置。

一旦確定了系統的BSMI等級，請閱讀相關的BSMI通告。請注意，BSMI通告規定凡是未經Alteon WebSystems, Inc. 明確批准的擅自變更或修改，將導致您失去此設備的使用權。

此裝置符合BSMI(經濟部標準檢驗局)的規定，使用時須符合以下兩項條件：

- 此裝置不會產生有害干擾。
- 此裝置必須能接受所接收到的干擾，包括可能導致無法正常作業的干擾。

甲類

此設備經測試證明符合BSMI(經濟部標準檢驗局)之甲類數位裝置的限制規定。這些限制的目的是為了在商業環境中使用此設備時，能提供合理的保護以防止有害的干擾。此設備會產生、使用並散發射頻能量；如果未遵照製造廠商的指導手冊來安裝和使用，可能會干擾無線電通訊。請勿在住宅區使用此設備。

警告使用者：

這是甲類的資訊產品，在居住的環境中使用時，可能會造成射頻干擾，在這種情況下，使用者會被要求採取某些適當的對策。

乙類

此設備經測試證明符合 BSMI (經濟部標準檢驗局) 之乙類數位裝置的限制規定。這些限制的目的是爲了在住宅區安裝時，能防止有害的干擾，提供合理的保護。此設備會產生、使用並散發射頻能量；如果未遵照製造廠商的指導手冊來安裝和使用，可能會干擾無線電通訊。但是，這並不保證在個別的安裝中不會產生干擾。您可以透過關閉和開啓此設備來判斷它是否會對廣播和電視收訊造成干擾；如果確實如此，我們建議您嘗試以下列一種或多種方法來排除干擾：

- 重新調整天線的吸收方向或重新放置接收天線。
- 增加設備與接收器的距離。
- 將設備連接至不同的插座，使設備與接收器連接在不同的電路上。
- 請向經銷商或有經驗的無線電/電視技術人員查詢，以獲得幫助。

Warranty

Alteon WebSystems provides a limited warranty on all its products for a period of one year from the date of shipment. Free technical support and free replacement of hardware is provided for the first 90 days after shipment. You may choose to purchase additional service and support from Alteon WebSystems. Please contact your local sales representative for more information.



Alteon SFA-184 Firewall Accelerator Regulatory Information

Regulatory Compliance

FCC Class A Notice: This device complies with Part 15 of the FCC Rules. Operation is subject to the following two conditions: 1. This device may not cause harmful interference. 2. This device must accept any interference received, including interference that may cause undesired operation.

Note: This equipment has been tested and found to comply with the limits for a Class A digital device, pursuant to Part 15 of the FCC Rules. These limits are designed to provide reasonable protection against harmful interference when the equipment is operated in a commercial environment. This equipment generates, uses and can radiate radio frequency energy and, if not installed and used in accordance with the instruction manual, may cause harmful interference to radio communications. Operation of this equipment in a residential area is likely to cause harmful interference in which case the user will be required to correct the interference at his own expense.

Do not make mechanical or electrical modifications to the equipment.

VCCI Class A Notice: This is a Class A product based on the standard of the Voluntary Control Council for Interference from Information Technology Equipment (VCCI). If this equipment is used in a domestic environment, radio disturbance may occur, in which case, the user may be required to take corrective actions.

CE Notice: The CE mark on this equipment indicates that this equipment meets or exceeds the following technical standards: EN50082-1, EN55022, EN60555-2, EN61000-4-1, EN61000-4-2, EN61000-4-3, EN61000-4-4, and EN61000-4-5.

Safety Information

Caution—This Product Contains a Lithium Battery. Batteries are not customer replaceable parts. They may explode if mishandled. Do not dispose of the battery in fire. Do not disassemble or recharge.

Caution—This product is designed to work with single-phase power systems having a grounded neutral conductor. To reduce the risk of electric shock, do not plug this product into any other type of power system. Contact your facilities manager or a qualified electrician if you are not sure what type of power is supplied to your building.

Caution—Not all power cords have the same ratings. Household extension cords do not have overload protection and are not meant for use with computer systems. Do not use household extension cords with this product.

Caution—This product is shipped with a grounding type (three-wire) power cord. To reduce the risk of electric shock, always plug the cord into a grounded power outlet.

Caution—This product uses a 3A/250V fast-acting fuse. For continued protection against the risk of fire, replace only with the same type and rating fuse.

Attention—Utiliser un fusible de rechange de meme type.

Nordic Lithium Battery Cautions

(Norge) ADVARSEL—Litiumbatteri - Eksplosjonsfare. Ved utskifting benyttes kun batteri som anbefalt av apparatfabrikanten. Brukt batteri returneres apparatleverandøren.

(Sverige) VARNING—Explosionsfara vid felaktigt batteribyte. Använd samma batterityp eller en ekvivalent typ som rekommenderas av apparattillverkaren. Kassera använt batteri enligt fabrikantens instruktion.

(Danmark) ADVARSEL! Litiumbatteri - Eksplosionsfare ved fejlagtig håndtering. Udskiftning må kun ske med batteri af samme fabrikat og type. Levér det brugte batteri tilbage til leverandøren.

(Suomi) VAROITUS—Paristo voi räjähtää, jos se on virheellisesti asennettu. Vaihda paristo ainoastaan laitevalmistajan suosittelemaan tyyppiin. Hävitä käytetty paristo valmistajan ohjeiden mukaisesti.

Taiwan EMC Statement

警告使用者：

這是甲類的資訊產品，在居住的環境中使用時，可能會造成射頻干擾，在這種情況下，使用者會被要求採取某些適當的對策。

Installation Safety



CAUTION—Observe the following precautions when selecting a site and installing the switch:

Make sure the equipment is properly grounded electrically, and that power connections are safe, particularly when using power strips.

Avoid overloading your electrical supply circuits. Electrical ratings are printed on the nameplates of all your equipment. Be sure that your supply circuits and wiring can support the rated power draw of whatever equipment is used.

The ambient temperature of an operating Alteon 180 series Web switch must not exceed 40°C. When installing the switch in a closed or multi-unit rack assembly, please consider that the operating ambient temperature of the switch may be higher than the ambient temperature of the room. Take appropriate steps to ensure that the switch does not overheat.

For proper air circulation, the vents on the front, back, and sides of the switch should not be blocked or obstructed by cables, panels, rack frames, or other materials.

Do not place or rack-mount the switch in any way which would exceed the maximum weight bearing capacity of the surface or rack, or which would cause potentially hazardous uneven mechanical loading.

Warranty

Alteon WebSystems provides a limited warranty on all its switches for a period of one year from the date of shipment. Free technical support and free replacement of hardware is provided for the first 90 days after shipment. Alteon WebSystems provides a limited warranty on all its switch software for a period of 90 days from date of shipment. You may choose to purchase additional service and support from Alteon WebSystems. Please contact your local sales representative for more information.

Certifications

Category	Compliance
Emissions (EMC)	CISPR22, CISPR24 FCC CFR 47, Part 15, Class A VCCI, Class A ICES, Class A CE EN-55022, EN-55024, EN-61000-4-2, EN-61000-4-3, EN-61000-4-4, EN-61000-4-5, EN-61000-4-6, EN-61000-4-8, EN-61000-4-11 BSMI CNS 13438 Class A AS/NZS 3548 Class A MIC Korea
Safety	UL 1950 CSA 22.2 No. 950 IEC 60950, with all NCB Member Differences CE EN 60950 IEC 60950 Argentina NOM Mexico IEC 60825-1

Ergänzung: Sicherheits- und Installationsanleitung für Deutschland (German Addendum)

Dieses Dokument ist eine deutsche Übersetzung wichtiger Sicherheits- und Installationshinweise, die sich in Ihrem *“Alteon Switched Firewall Installation and User’s Guide”* befinden. Bitte bewahren Sie dieses Dokument gemeinsam mit der Betriebsanleitung auf.

Sicherheitsinformationen

Die folgenden Sicherheitsinformationen befinden sich auf Seite III Ihres *“Alteon Switched Firewall Installation and User’s Guide”*:

Vorsicht—Dieses Produkt enthält eine Lithium-Batterie. Batterien sollten nicht vom Kunden ausgetauscht werden, da sie bei falscher Behandlung explodieren können. Werfen Sie die Batterie nicht in offenes Feuer. Nehmen Sie die Batterie nicht auseinander und laden Sie sie nicht auf.

Vorsicht—Die Produkte von Alteon Networks sind für die Verwendung von Einphasen-Stromversorgungen mit eigener Erdung entwickelt worden. Um das Risiko eines elektrischen Schlags zu verringern, betreiben Sie das Produkt mit keiner anderen Stromversorgung. Setzen Sie sich mit Ihrer Gebäudeverwaltung oder einem qualifizierten Elektriker in Verbindung, wenn Sie nicht sicher sind, über welche Stromversorgung Ihr Gebäude verfügt.

Vorsicht—Nicht alle Stromkabel verfügen über die gleiche Klassifizierung. Stromkabel für Haushaltsgeräte haben keinen Überspannungsschutz und sind nicht für den Gebrauch von Computersystemen ausgelegt. Verwenden Sie daher keine Stromkabel von Haushaltsgeräten für Ihre Alteon Networks Produkte.

Vorsicht—Ihr Alteon Networks Produkt wird mit einem dreipoligen, geerdeten Kabel ausgeliefert. Um das Risiko eines elektrischen Schlags zu verringern, stecken Sie das Stromkabel nur in Steckdosen, die über eine Erdung verfügen.

Vorsicht—Der Firewall Accelerator verwendet eine schnellreagierende 3A/250V Sicherung. Um gegen Feuer vorzubeugen, verwenden Sie beim Austausch nur Sicherungen des gleichen Typs und der gleichen Klassifizierung.

Rückansicht des Gerätes

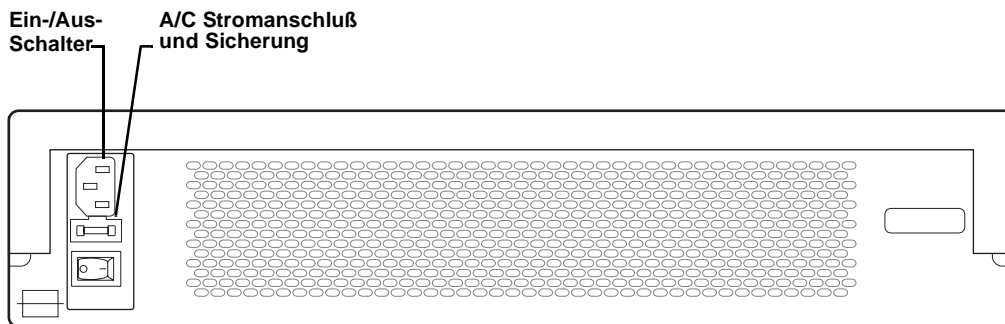


Abbildung 1-2 Rückansicht des Firewall Accelerator

Die Rückwand des Firewall Accelerators verfügt über die folgenden Komponenten:

- Ein-/Aus-Schalter
- Sicherung
- A/C Stromanschluß

Vorbereiten der Installation

Vor Inbetriebnahme des Firewall Accelerator:

1. Nehmen Sie den Firewall Accelerator aus der Verpackung
2. Schalten Sie den Stromschalter auf OFF (0)

3. Wählen Sie einen passenden Platz, wo Sie den Firewall Accelerator installieren



VORSICHT—Beachten Sie die folgenden Vorsichtsmaßnahmen, wenn Sie einen Platz für die Installation des Firewall Accelerator aussuchen:

Die Umgebungstemperatur, in der der Firewall Accelerator betrieben wird, darf 40°C nicht überschreiten. Wenn Sie den Switch in einem geschlossenen Kabelschrank mit anderen Geräten installieren, beachten Sie bitte, daß die unmittelbare Umgebungstemperatur des Switches höher als die Raumtemperatur sein kann. Treffen Sie notwendige Maßnahmen, um eine Überhitzung des Switches zu vermeiden.

Um eine angemessene Luftzirkulation zuzulassen, sollten die Lüfter an der Front- und der Rückwand sowie an den Seiten des Switches nicht von Kabeln, Gehäuseteilen, Leisten des Geräteschranks oder anderen Materialien verdeckt oder behindert werden.

Plazieren Sie den Switch so, daß die maximale Belastbarkeit des Gehäuses oder der Leisten des Geräteschranks nicht überschritten wird. Vermeiden Sie ebenfalls Gefahren, die durch ungleichmäßige mechanische Belastung entstehen können.

Verhindern Sie eine Überbelastung Ihrer Stromversorgung. Eine elektrische Klassifizierung befindet sich auf den Namensetiketten all Ihrer Geräte. Stellen Sie sicher, daß Ihre Stromversorgung und -Kabel den Stromverbrauch aller angeschlossenen Geräte unterstützen kann.

Sorgen Sie für eine gute Erdung der Geräte und für sichere Stromkabel, besonders bei der Verwendung von Mehrfach-Steckdosen.

Installation des Firewall Accelerator

1. **Beachten Sie für die Installation dieses und aller andere Geräte immer die in der Betriebsanleitung beschriebenen Vorsichtsmaßnahmen (siehe oben).**
2. **Legen Sie anhand der folgenden Optionen fest, wo Sie das Gerät installieren möchten:**

Um das Gerät in einem Einschub zu betreiben, verbinden Sie, wie in Abbildung 1-2 dargestellt, die beiden Laufschiene mit dem Switch. Nutzen Sie dabei die mitgelieferten Schrauben. Installieren Sie anschließend den Switch wie in Abbildung 1-2 dargestellt. Verwenden Sie die entsprechenden Schrauben für Ihren Geräteschrank (vier Schrauben des Typs 10-32, 12-24, M5X.8-6H oder M6X1-6H).

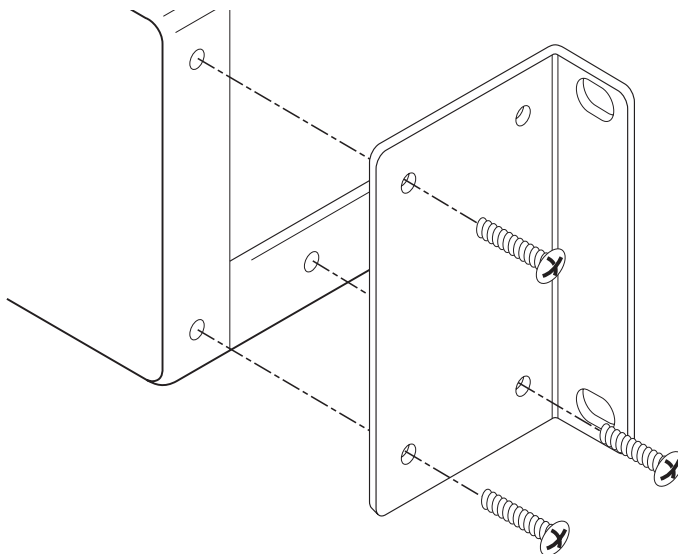


Abbildung 1-2 Positionierung der Laufschienen für Installation im Geräteschrank

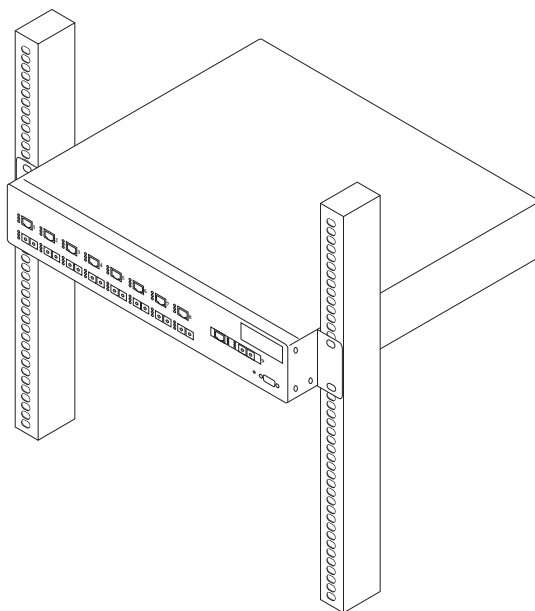


Abbildung 1-2 Installation des Firewall Accelerator im Geräteschrank

BEACHTEN SIE – Verwenden Sie die GummifüÙe nicht für die Installation im Geräteschrank.

3. **Verbinden Sie das Stromkabel mit dem Firewall Accelerator. Vergewissern Sie sich, daß der Stomschalter auf OFF steht. Stecken Sie das Stromkabel in eine geerdete Steckdose.**



VORSICHT—Der Switch verwendet eine schnellreagierende 3A/250V Sicherung. Um gegen Feuer vorzubeugen, verwenden Sie beim Austausch nur Sicherungen des gleichen Typs und der gleichen Klassifizierung.

4. **Verbinden Sie die Ethernet-Kabel mit dem Switch.**
5. **Schalten Sie den Switch ein (I).**

BEACHTEN SIE – Für jeden Port, bei dem keine Verbindung erkannt wird, leuchten alle sechs LEDs in einer bestimmten Sequenz auf. Das ist ein normales Verhalten und zeigt, daß der Switch in der Lage ist, Verbindungen der Ports zu erkennen.

Spezifikationen

Physikalische Eigenschaften

Ausmaße	Messungen
Breite	43.18 cm (17.00 Zoll) (Für Standard 19" EIA Einschub)
Höhe	8.81 cm (3.47 Zoll)
Tiefe	45.72 cm (18.00 Zoll)
Gewicht	8 kg (18 Pfund)

Leistungsbedarf

Spezifikationen	Messungen
Automatisch erkennende Stromversorgung	100-240VAC bei 50-60 Hz, 3A
Maximaler Stromverbrauch	80 Watt, 3A bei +5VDC

Betriebsumgebung

Betriebsumgebung	Betriebsspezifikationen	Lagerung
Umgebungstemperatur	0° bis 40° C (+32° bis +104° F)	-40° bis +85° C (-40° bis +185° F)
Relative Luftfeuchtigkeit	5 bis 85% nicht kondensiert (40° C, 16 Stunden Betrieb bei max. Temperatur)	5 bis 95% nicht kondensiert 10° C/Stunder
Höhe	bis 3,050 Meter (10,000 Fuß)	bis 10,750 Meter (35,000 Fuß)
Erschütterung	10g, 1/2 Sinuswelle, 11 ms	60g, 1/2 Sinuswelle, 11 ms
Vibration, max. bis max. Ausschlag	0.005 Zoll max. (5 bis 32 Hz)	0.1 Zoll max. (5 bis 17 Hz)
Vibration, Maximalbeschleunigung	0.25g (5 bis 500 Hz) (Schwingungsrate = 1 Oktave/Minute)	0.25g (5 bis 500 Hz) (Schwingungsrate = 1 Oktave/Minute)



Check Point Software Technologies Ltd. End-user License Agreement

This End-user License Agreement (the “Agreement”) is an agreement between you (both the individual installing the Product and any legal entity on whose behalf such individual is acting) (hereinafter “You” or “Your”) and Check Point Software Technologies Ltd. (hereinafter “Check Point”).

TAKING ANY STEP TO SET-UP OR INSTALL THE PRODUCT CONSTITUTES YOUR ASSENT TO AND ACCEPTANCE OF THIS END USER LICENSE AGREEMENT. WRITTEN APPROVAL IS NOT A PREREQUISITE TO THE VALIDITY OR ENFORCEABILITY OF THIS AGREEMENT AND NO SOLICITATION OF ANY SUCH WRITTEN APPROVAL BY OR ON BEHALF OF YOU SHALL BE CONSTRUED AS AN INFERENCE TO THE CONTRARY. IF YOU HAVE ORDERED THIS PRODUCT AND SUCH ORDER IS CONSIDERED AN OFFER BY YOU, CHECK POINT’S ACCEPTANCE OF YOUR OFFER IS EXPRESSLY CONDITIONAL ON YOUR ASSENT TO THE TERMS OF THIS AGREEMENT, TO THE EXCLUSION OF ALL OTHER TERMS. IF THESE TERMS ARE CONSIDERED AN OFFER BY CHECK POINT, YOUR ACCEPTANCE IS EXPRESSLY LIMITED TO THE TERMS OF THIS AGREEMENT. IF YOU DO NOT AGREE WITH ALL THE TERMS OF THIS AGREEMENT, YOU MUST RETURN THIS PRODUCT WITH THE ORIGINAL PACKAGE AND THE PROOF OF PAYMENT TO THE PLACE YOU OBTAINED IT FOR A FULL REFUND.

1. DEFINITIONS:

- 1.1 **“Product”** means the object code copy of the software program provided to You in association with this Agreement, together with the associated original electronic media and all accompanying manuals and other documentation, and together with all enhancements, upgrades, and extensions thereto that may be provided by Check Point to You from time to time.
- 1.2 **“Licensed Configuration”** means to the extent applicable, as indicated on the License Key, the choice of features and the maximum number of nodes (an internal computing device with an IP address) on the trusted side of the firewall or any other hardware or software specifications, as declared by You in Your purchase order, or request for License Key, and upon which the licensing fee was based.
- 1.3 **“Licensed-server”** means the server (defined by the host ID identified by You to Check Point when obtaining the License Key) which enables the Product to operate in accordance with the Licensed Configuration.
- 1.4 **“License Key”** means the code provided to You by Check Point which enables the Product to operate on the Licensed-server for the specified Licensed Configuration.
- 1.5 **“Third Party Software”** means any software programs provided by third parties contained in the Product as detailed in the Third Party Software Addendum attached to this Agreement.
- 1.6 **“Third Party Software Provider”** means the third party which has the right to provide and grant licenses for the use of Third Party Software.
- 1.7 You are a **“Managed Service Provider”** if (a) You are in the regular business of providing firewall, VPN, or IP addressing management for a fee to entities that are not Your affiliates (each a “Service Customer”); and (b) You indicated in Your purchase order or in requesting the License Key that You intend to use the Products on behalf of Service Customers.
- 1.8 You are a **“Standard User”** if You indicated in Your purchase order or in requesting the License Key that You intend to use the Products on Your own behalf, or you obtained the products from a Managed Service Provider.

2. LICENSE AND RESTRICTIONS:

- 2.1 **License.** Subject to the terms and conditions of this Agreement, Check Point hereby grants only to You, a non-exclusive, non-sublicensable, non-transferable license to use the copy of the Product in accordance with the relevant end user documentation provided by Check Point only on the Licensed-server and only for the Licensed Configuration. You have no right to receive, use or examine any source code or design documentation relating to the Product.
- 2.2 **Standard User Restrictions.** If You are a Standard User, the Products are licensed to You solely for use by You to provide policy management for Your own operations. No Product, nor any portion thereof, may be used by or on behalf of, accessed by, re-sold to, rented to, or distributed to any other party.
- 2.3 **Managed Service Provider Restrictions.** If You are a Managed Service Provider, the Products are licensed to You for use by You to provide policy management for only the operations of Your Service Customers. No Product, nor any portion thereof, except for the management of Your Service Customers, may be used by or on behalf of, accessed by, re-sold to, rented to, or distributed to any other party.
- 2.4 **General Restrictions.** Except for one copy solely for back-up purposes and as required by statute, You may not copy the Product, in whole or in part. You must reproduce and include the copyright notice and any other notices that appear on the original Product copy on any copy and in any media therefor. The Product is licensed to You solely for your internal use by You and for You and the Product or any portion thereof may not be used or accessed by, sub-licensed to, re-sold to, rented to, or distributed to any other party. You agree not to allow others to use the Product and You will not use the Product for the benefit of third parties. You acknowledge that the source code of the Product, and the underlying ideas or concepts, are valuable intellectual property of Check Point and You agree not to, except as expressly authorized and only to the extent established by applicable statutory law, attempt to (or permit others to) decipher, reverse translate, decompile, disassemble or otherwise reverse engineer or attempt to reconstruct or discover any source code or underlying ideas or algorithms or file formats or programming or interoperability interfaces of the Products by any means whatsoever. You will not develop methods to enable unauthorized parties to use the Product, or to develop any other product containing any of the concepts and ideas contained in the Product. You will not (and will not allow any third party to) modify Product or incorporate any portion of Product into any other software or create a derivative work of any portion of the Product. You will not (and will not allow any third party to) remove any copyright or other proprietary notices from the Product.
- 2.5 **Specific Restrictions.** The Product is licensed to You based on the applicable Licensed Configuration purchased. The License permits the use of the Product in accordance with the designated number of IP addresses and DNS/DHCP services. It is a violation of this End User License Agreement to create, set-up or design any hardware, software or system which alters the number of readable IP addresses presented to the Product with the intent, or resulting effect, of circumventing the Licensed Configuration. Additionally, it is a violation of this End User License Agreement to create, set-up or design any hardware, software or system which implements more than the licensed number of DNS and DHCP services.
- 2.6 **Evaluation License.** This Section 2.6 shall only apply if You are licensing the Product for an initial thirty (30) day evaluation period. The license is valid only for a period of thirty (30) days from the delivery of the Product, and is designed to allow You to evaluate the Product during such period. In the event that You wish to enter into a longer-term license agreement with Check Point, You may request a License Key from Check Point which if provided to You will allow You to use the Product after such evaluation period, but only subject to all of the terms and conditions of this Agreement. In the event that You determine not to enter into a licensing transaction with Check Point at the end of such thirty day evaluation period, or in the event that Check Point advises You that discussions with respect to a licensing transaction have terminated, then Your rights under this Agreement shall terminate and You shall promptly return to Check Point or destroy all copies of the Product, and so certify to Check Point.
- 2.7 **Disabled License-server.** The License Key You obtain from Check Point enables the Licensed-server which enables You to use the Licensed Configuration of the Product. If your Licensed-server is disabled for any reason, Check Point may, at its sole discretion, issue You another License Key which will enable You to operate this Product on a substitute Licensed-server. In this event, You agree not to use the Product on the original Licensed-server nor its License Key.

3. MAINTENANCE AND SUPPORT:

3.1 Check Point has no obligation to provide support, maintenance, upgrades, modifications, or new releases under this Agreement.

4. TITLE AND INTELLECTUAL PROPERTY:

4.1 All right, title, and interest in and to the Product shall remain with Check Point and its licensors. The Product is protected under international copyright, trademark and trade secret and patent laws. The license granted herein does not constitute a sale of the Product or any portion or copy of it.

5. TERM AND TERMINATION:

5.1 This Agreement is effective until terminated. Check Point may terminate this Agreement at any time upon Your breach of any of the provisions hereof. Upon termination of this Agreement, You agree to cease all use of the Product and to return to Check Point or destroy the Product and all documentation and related materials in your possession, and so certify to Check Point. Except for the license granted herein and as expressly provided herein, the terms of this Agreement shall survive termination.

6. INDEMNIFICATION:

6.1 Check Point shall have the right, but not the obligation, to defend or settle, at its option, any action at law against You arising from a claim that Your permitted use of the Product under this Agreement infringes any patent, copyright, or other ownership rights of a third party. You agree to provide Check Point with written notice of any such claim within ten (10) days of Your notice thereof and provide reasonable assistance in its defense. Check Point has sole discretion and control over such defense and all negotiations for a settlement or compromise, unless it declines to defend or settle, in which case You are free to pursue any alternative You may have.

7. LIMITED WARRANTY, WARRANTY DISCLAIMERS AND LIMITATION OF LIABILITY:

7.1 **Limited Warranty.** Check Point warrants to You that the encoding of the software program on the media on which the Product is furnished will be free from defects in material and workmanship, and that the Product shall substantially conform to its user manual, as it exists at the date of delivery, for a period of ninety (90) days from the date You receive the original License Key. Check Point's entire liability and Your exclusive remedy shall be, at Check Point's option, either: (i) return of the price paid to Check Point for the Product, resulting in the termination of this Agreement, or (ii) repair or replacement of the Product or media that does not meet this limited warranty. EXCEPT FOR THE LIMITED WARRANTIES SET FORTH IN THIS SECTION 7.1, THE PRODUCT AND ANY SERVICES ARE PROVIDED "AS IS" WITHOUT WARRANTY OF ANY KIND, EITHER EXPRESSED OR IMPLIED. CHECK POINT DOES NOT WARRANT THAT THE PRODUCT WILL MEET YOUR REQUIREMENTS OR THAT ITS OPERATION WILL BE UNINTERRUPTED OR ERROR FREE. CHECK POINT DISCLAIMS ANY WARRANTIES OF MERCHANTABILITY, FITNESS FOR A PARTICULAR PURPOSE, AND NON-INFRINGEMENT. Some jurisdictions do not allow the exclusion of implied warranties or limitations on how long an implied warranty may last, so the above limitations may not apply to You. This warranty gives You specific legal rights. You may have other rights which vary from state to state.

7.2 **Limitation on Liability.** EXCEPT FOR BODILY INJURY OF A PERSON, IN NO EVENT WILL CHECK POINT BE LIABLE TO YOU OR ANY THIRD PARTY FOR ANY DAMAGES ARISING OUT OF THE SUBJECT MATTER OF THIS AGREEMENT, THE PRODUCT OR ANY SERVICES UNDER ANY CONTRACT, NEGLIGENCE, STRICT LIABILITY OR OTHER THEORY, FOR ANY INDIRECT, SPECIAL, INCIDENTAL, OR CONSEQUENTIAL DAMAGES (INCLUDING LOST PROFITS), OR FOR LOSS OF OR CORRUPTION OF DATA), OR FOR COST OF PROCUREMENT OF SUBSTITUTE GOODS OR TECHNOLOGY, IRRESPECTIVE OF WHETHER CHECK POINT HAS BEEN ADVISED OF THE POSSIBILITY OF SUCH DAMAGES. CHECK POINT'S MAXIMUM LIABILITY FOR DAMAGES SHALL BE LIMITED TO THE LICENSE FEES RECEIVED BY CHECK POINT UNDER THIS LICENSE FOR THE PARTICULAR PRODUCT(S) WHICH CAUSED THE DAMAGES. Some jurisdictions do not allow the exclusion or limitation of incidental or consequential damages, so the above limitation or exclusion may not apply to You.

8. GOVERNMENT REGULATION AND EXPORT CONTROL:

- 8.1 **Government Regulations.** You agree that the Product will not be shipped, transferred, or exported into any country or used in any manner prohibited by law.
- 8.2 **Export.** The Product is subject to export control laws of the State of Israel and/or may be subject to additional export control laws applicable to You or in Your jurisdiction, including, without limitation, the United States. If the Product contains any encryption device You must contact Check Point's export regulation information page (checkpoint.com) for specific information. You agree that You will not ship, transfer, or export the Product into any country, or make available or use the Product in any manner, prohibited by law.
- 8.3 You understand and acknowledge that upon entry of the Product into the United States it becomes subject to regulation by agencies of the U.S. government, including the U.S. Department of Commerce, which prohibit export or diversion of certain products and technology to certain countries. Any and all of Your obligations with respect to the Product shall be subject in all respects to such United States laws and regulations as shall from time to time govern the license and delivery of technology and products abroad by persons subject to the jurisdiction of the United States, including the Export Administration Act of 1979, as amended, any successor legislation, and the Export Administration Regulations ("EAR") issued by the Department of Commerce, International Trade Administration, and Bureau of Export Administration. You warrant that You will comply in all respects with the export and reexport restrictions applicable to the Product and will otherwise comply with the EAR or other United States laws and regulations in effect from time to time.
- 8.4 You warrant and agree that You are not: (i) located in, under the control of, or a national or resident of Cuba, Iraq, Libya, North Korea, Iran, Syria, Sudan or Yugoslavia, or (ii) on the U.S Treasury Department list of Specially Designated Nationals or the U.S. Commerce Department's Table of Deny Orders.

9. GENERAL:

- 9.1 **Miscellaneous.** You may not assign your rights or obligations under this Agreement without the prior written consent of Check Point. If any provision of this Agreement is held to be invalid or unenforceable by a court of competent jurisdiction, that provision of the Agreement will be enforced to the maximum extent permissible so as to effect the intent of the Agreement, and the remainder of the provisions of this Agreement shall remain in full force and effect. The laws of the State of Israel shall govern all issues arising under or relating to this Agreement, without giving effect to the conflict of laws principles thereof. All disputes arising under or relating to this Agreement shall be resolved exclusively in the appropriate Israeli court sitting in Tel Aviv, Israel. This Agreement will not be governed by the United Nations Convention on Contracts for the International Sales of Goods, the application of which is expressly excluded. This Agreement sets forth the entire understanding and agreement between You and Check Point and may be amended only in writing signed by both parties.
- 9.2 **Third Party Software.** The provisions of this Agreement shall apply to all Third Party Software Providers and to Third Party Software as if they were the Product and Check Point, respectively.
- 9.3 **Government Restricted Rights.** This provision applies to Product acquired directly or indirectly by or on behalf of any Government. The Product is a commercial product, licensed on the open market at market prices, and was developed entirely at private expense and without the use of any Government funds. Any use modification, reproduction, release, performance, display, or disclosure of the Product by any Government shall be governed solely by the terms of this Agreement and shall be prohibited except to the extent expressly permitted by the terms of this Agreement, and no license to the Product is granted to any government requiring different terms.
- 9.4 **Questions?** Should You have any questions concerning this Agreement contact the manufacturer at Check Point Software Technologies Ltd., 3a Jabotinsky St., Ramat-Gan, Israel 52520.

