Product Highlights

720XP-96ZC2

- 80 x mGig (100M - 2.5Gb) RJ45 @ 60W
- 16 x mGig (100M - 5Gb) RJ45 @ 60W
- Uplinks: 4x 25G, 2x 100G

720XP-48ZC2

- 40 x mGig (100M - 2.5Gb) RJ45 @ 30W
- 8 x mGig (100M - 5Gb) RJ45 @ 60W
- Uplinks: 4x 25G, 2x 100G

720XP-24ZY4

- 16 x mGig (100M - 2.5Gb) RJ45 @ 30W
- 8x mGig (100M - 5Gb) RJ45 @ 60W
- Uplinks: 4x 25G

720XP-48Y6

- 48 x 10M-1GbE RJ45 @ 30W
- Uplinks: 6x 25G

720XP-24Y6

- 24x 10M-1GbE RJ45 @ 30W
- Uplinks: 6x 25G

720XP-48TXH-2C-S

- 48x mGig (100M - 10G) RJ45 @ 90W
- Uplinks: 2x 100G, 4x 25G

Segmentation and overlay

- 4096 802.1Q VLANs
- IPv4/v6 VRFs
- 16.7 Million VXLAN networks
- EVPN L2/3 (type 2/5)

Traffic and Flow Monitoring

- Hardware accelerated monitoring
- sFlow and IPFIX
- FlowTracker to inventory devices and monitor conversations

Cognitive Campus Resilience

- N+1 redundant power/cooling
- Active/Active MLAG aggregation
- Dynamic uplink load balancing
- SSU for software upgrades and hitless patching

Arista Extensible Operating System (EOS®)

- Single binary image
- Fine-grained truly modular network OS
- Stateful Fault Containment (SFC)
- Stateful Fault Repair (SFR)
- Full access to Linux shell and tools
- Extensible platform - bash, python, C++ , GO, OpenConfig

Overview

The Arista Cognitive Campus CCS-720XP series switches deliver wire speed connectivity and power for all campus user workloads, under the management and monitoring of Arista Cognitive Campus Services. The suite of platforms offer a variety of connection options for user desktops, PoE appliances and IoT devices. Managed 802.3af/at/bt power services deliver up to 90W per RJ45 port, with speed options ranging from 10Mbps to 10Gbps. Modular SFP+, SFP28 and QSFP28 uplinks support speeds from 1Gbps to 100Gbps delivering network design flexibility and scalability.



Arista 720XP Portfolio

Arista's common binary EOS provides a comprehensive, standards based, layer 2 and 3 feature set that includes EVPN virtualization and QoS services. EOS supports standards based 802.1X access control, and LLDP device identification services to automate admission and segmentation of users, appliances, plus all mission critical voice, video and general purpose applications in the campus. Together, Arista's family of switching and WiFi platforms are managed through a single Cognitive Campus management plane in CloudVision, providing sub-second real time telemetry, database archival and automated analytics to manage and monitor the infrastructure, users and applications in the Campus-Cloud Network.

Cognitive Campus

The Cognitive Management Plane (CMP) in Arista's EOS provides rich control and telemetry APIs used to simplify and automate the deployment, and maintenance of campus infrastructure while also providing real-time monitoring of campus users, applications and devices. As with all Arista platforms, EOS supports auto provisioning by way of Arista Zero Touch Provisioning (ZTP) to simplify device administration through CloudVision, or popular DevOps toolsets. In addition to legacy polling management, EOS CMP delivers real time telemetry to administrators using open GRPC/GNMI APIs used in OpenConfig, allowing administrators to create custom management tools.

Arista EOS

The Arista 720XP series runs the same Arista EOS software as all Arista products, simplifying network administration. Arista EOS is a modular switch operating system with a unique state sharing architecture that cleanly separates switch state from protocol processing and application logic. Built on top of a standard Linux kernel, all EOS processes run in their own protected memory space and exchange state through an in-memory database. This multi-process state sharing architecture provides the foundation for in-service-software updates and self-healing resiliency. With Arista EOS, advanced monitoring and automation capabilities such as Zero Touch Provisioning, VMTracer and Linux based tools can be run natively on the switch.

Driving the campus CMP (Cloud Management Plane) in the CCS-720XP is the FlowTracker hardware telemetry feature (IPFIX), native in the CCS-720XP series non-blocking switching processor. FlowTracker delivers real time updates for all device state, performance statistics, and application flows, without burdening other system functions. Over a thousand unique flows can be concurrently tracked per switch, with hardware support to scale to 32K flows. Device fingerprinting features are also supported, allowing the 720XP to identify connected device type, operating system and user id, helping facilitate security audits and workgroup/workload

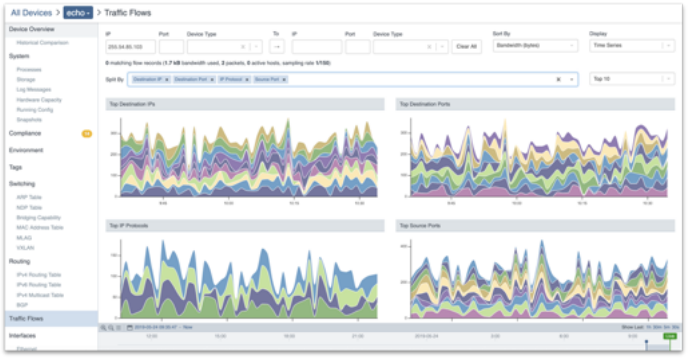

With the rich telemetry of the CCS-720XP, Arista's CloudVision tracks application, user and device activity, measuring throughput and latency of key applications, user and device flows. CloudVision Device Analyzer (pictured above) baselines real time traffic to help alert administrators of performance or security outliers.

Customizable Topologies for Optimized Performance

As with all Arista devices, the CCS-720XP switches support open, standards based, L2 MLAG and L3 ECMP load balancing features. Administrators can employ either scheme to deliver high availability load sharing at the core building, or intermediate distribution frame. The CCS-720XP's Dynamic Load Balancing (DLB) feature improves on typical load sharing by dynamically tracking flow volumes and rebalancing them across shared links to optimize network utilization. DLB interoperates with other networking platforms, helping administrators improve the performance of their installed campus infrastructure.

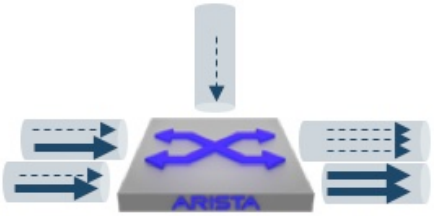

Dynamic Load Balancing monitors flow rate to better distribute network traffic

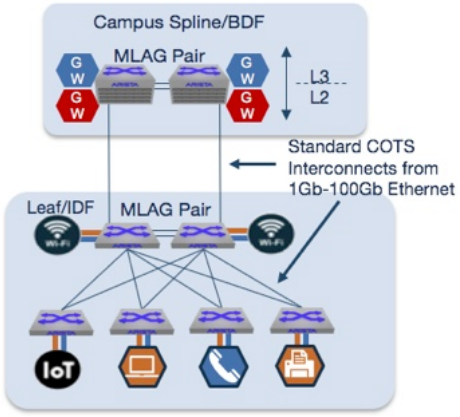

The 720XP uses standard RJ45, SFP+, SFP28 and QSFP28 interfaces for in closet and uplink interconnections, giving administrators the freedom to choose the right media type and speed that suits campus use cases and their budget. In addition to the variety of SFP+ and QSFP+ copper and fiber modules that support speeds from 1Gb-100Gb are the 10G/25G multi-rate SFP+ optical modules. These optics allow administrators to invest in 25Gb but still run in 10Gb mode while connected to legacy infrastructure, thus simplifying campus migrations and reduce CapEx.

Cognitive Segmentation

The CCS-720XP series supports industry standard 802.1X and RADIUS authentication schemes, and interoperates with leading authentication solutions. Authorized users and devices can be automatically segmented into assigned 802.1Q or EVPN VXLAN segmented networks, facilitating infrastructure and data security. Wire-speed layer 3 VRF segmentation is also supported, giving administrators additional flexibility for supporting the most sophisticated campus use cases. The CCS-720XP switches also help administrators with WiFi segmentation by providing hardware based VXLAN de-encapsulation of tunneled WiFi traffic.

CloudVision

CloudVision is Arista's management plane solution for simplifying network operations. Built on a modern state-streaming architecture, CloudVision is a multi-function software platform that enables a suite of capabilities for automated provisioning, change control, continuous compliance, real-time telemetry, predictive analytics and 3rd party management plane orchestration. As a multi-domain solution, CloudVision is a single management platform across data center, campus, WiFi, multi-cloud, and routing interconnect use-cases. The same CloudVision software is offered as an on-prem appliance (virtual or physical) as well as CloudVision as-a-Service, which is a Arista-managed SaaS solution.

Cognitive PoE for Mission Critical Services

Power efficiency, flexible options, power prioritization and constant PoE allow the CCS-720XP series switches to support critical campus services like video security and emergency communications. 802.3af, at and bt power options deliver from 15-90W to RJ45 ports. The CCS-720XP platinum rated power supplies, coupled with its low nominal consumption leaves an ample power budget for connected appliances and IoT devices. A choice of 650W, 1050W or 2000W single or redundant AC power supply and 500W or 700W DC power supply options allow administrators to customize power allocation and redundancy to meet their use cases and budget.

Dynamic Power Management

Arista leverages state of the art switching and power management technology that not only delivers enhanced power delivery options supporting the latest standards, but does so more efficiently and reliably than standard PoE delivery, so administrators can support more devices cost effectively. Dynamic PoE management enhances power budgeting and allocation features to help economize power allocation to powered devices (PD) connected to each switch dynamically allocating PoE power based on priority settings. Load sharing Power Supplies allow customers to share a common PoE bank between the power supplies within a switch, optimizing unused power bank typically allocated for the board to power more PoE devices. Persistent PoE provides power to the powered device (PD) connected to a PoE port even when the Power Sourcing Equipment (PSE) is rebooting. With cognitive campus monitoring, power configuration and utilization are tracked in real time and archived, so administrators can accurately monitor and report service levels and infrastructure power demands.



PWR-621-AC-RED (front to rear airflow)
PWR-1021-AC-RED (front to rear airflow)
PWR-621-AC-BLUE (rear to front airflow)
PWR-2021-AC-RED (front to rear airflow)
PWR-521-DC-RED (front to rear airflow)
PWR-721-DC-RED (front to rear airflow)



FAN-7000-F (front to rear airflow)
FAN-7000-R (rear to front airflow)
FAN-752M-RED (front to rear airflow)

Arista Optics and Cables

The Arista 720XP series supports a wide range of 1G, 10G, 25G and 100G pluggable optics and cables. For details about the different optical modules and the minimum EOS Software release required for each of the supported optical modules, visit https://www.arista.com/en/products/transceivers-cables

+ Net of max system power

Power supplies and Fans

Campus CCS-720XP series switches support N+1 redundant power supplies. The 720XP 24/48 port switches ship with one or two power supply by default, and the second power supply can be purchased when the switch is ordered or at a later time. If only one power supply is installed, it should always be in power supply bay #1. The switches also ship with three field-replaceable fans. The CCS-720XP 96 port switch ship with two or four power supplies by default, and the third and forth power supply can be purchased when the switch is ordered or at a later time.

Power Supply Specifications

Power Supply	PWR-521-DC-RED	PWR-721-DC-RED	PWR-621-AC-RED/BLUE	PWR-1021-AC-RED	PWR-2021-AC-RED
Output Power	500 W	700 W	650 W	1050 W	2000 W
Input Voltage	-48 to -60V DC	-48 to -60V DC	100-240 AC	100-240 AC	100-127 AC 200-220 AC 220-240 AC
Input Current	13.3 A	25 A	8 - 3.5 A	12 - 5 A	12 A 11 A 10 A
Input Frequency	N/A	N/A	50-60 Hz	50-60 Hz	50-60 Hz
Input Connector	AWG #16 #14	AWG #12 #10	IEC-320-C16	IEC-320-C16	IEC-320-C16
Efficiency	88%	90%	80+ Gold	80+ Platinum	80+ Platinum

Power Supply Models (1G Platforms)	720XP-48Y6	720XP-24Y6
Power Supplies Supported	650 W (F-R and R-F) 1050 W 500 W (DC) 700 W (DC)	650 W (F-R and R-F) 1050 W 500 W (DC) 700 W (DC)
System Power (Typ/Max)	68 W / 93 W	67 W / 90 W
Default Power Supply	1050 W	650 W
[1]Default Available PoE Power (Typ/Min)	982 W / 957 W	583 W / 560 W
[1]Dual 650W AC PS (Typ/Min)	1135 W / 1110 W	1136 W / 1113 W
[1]Dual 1050W AC PS (Typ/Min)	1875 W / 1850 W	1876 W / 1853 W
[1]Dual 500W DC PS (Typ/Min)	882 W / 857 W	883 W / 860 W
[1]Dual 700W DC PS (Typ/Min)	1227 W / 1202 W	1228 W / 1205 W

1 (PoE power available under typical load / PoE power available under maximum load)

Power Supply Models (mGig Platforms)	720XP-96ZC2	720XP-48ZC2	720XP-24ZY4	720XP-48TXH-2C-S 720XP-48TXH-2C-S-5G
Power Supplies Supported	1050 W 2000 W 500 W (DC)	650 W 1050 W 2000 W 500W (DC)	650 W 1050 W 500 W (DC)	1050 W 2000 W 500 W (DC)
System Power (Typ/Max)	216 W / 236 W	141 W / 156W	141 W / 156W	168 W / 199 W
Default Power Supply	2 x 1050 W	1 x 1050 W	1 x 650 W	2 x 1050 W
[1]Default Available PoE Power (Typ/Min)	1727 W / 1707 W	909 W / 894 W	509 W / 494 W	1775 W / 1744 W
[1]Dual 650W AC PS (Typ/Min)	—	1062 W / 1047 W	1062 W / 1047 W	—
[1]Dual 1050W AC PS (Typ/Min)	1727 W / 1707 W	1802 W / 1787 W	1802 W / 1787 W	1775 W / 1744 W
[1]Dual 500W DC PS (Typ/Min)	734 W / 714 W	809 W / 794 W	809 W / 794 W	782 W / 751 W
[1]Dual 2000 W AC PS (Typ/Min)	3584 W / 3564 W	3659 W / 3644 W	—	3632 W / 3601 W
[1]Four 1050W AC PS (Typ/Min)	3512 W / 3492 W	—	—	—
[1]Four 2000 W AC PS (Typ/Min)	7184 W / 7164 W	—	—	—

1 (PoE power available under typical load / PoE power available under maximum load)

Specifications (1G Platforms)

Feature/Model	720XP-48Y6[2]	720XP-24Y6[2]
Ports	48 RJ45 6 25G SFP	24 RJ45 6 25G SFP
10M-1G UTP (30W 802.3af/at)	48	24
100M-2.5G UTP (30W 802.3af/at)	N/A	N/A
100M-2.5G UTP (60W 802.3bt)	0	0
100M-5G UTP (60W 802.3bt)	N/A	N/A
1G or 10G or 25G SFP	6	6
100G QSFP	N/A	N/A
Throughput (FDX)	198 (396)Gbps	174 (348)Gbps
Packets/Second	294 Mpps	259 Mpps
Latency (RJ-45)	1.2 microseconds	
CPU	Dual Core-x86	
System Memory	4 GB	
System Flash	8 GB	
Packet Buffer	8 MB	8 MB
USB Ports	1	
Console Ports	1	
100M/1G Management port	1	
Airflow	Front-Rear Rear-Front	Front-Rear Rear-Front
Power Typical/Max[1] (excluding PoE)	68 W / 93 W	67 W / 90 W
Size (WxHxD)	17.3 x 1.75 x 12.5 inches (44.0 x 4.4 x 31.75 cm)	
Weight	15.3 lbs (6.9 kg)	13.3 lbs (6 kg)
Fans: 3 (N+1 redundant)	FAN-7000-F/R	FAN-7000-F/R
Maximum Power Supply	2	2
Power Supply	PWR-621-AC PWR-1021-AC PWR-521-DC PWR-721-DC	PWR-621-AC PWR-1021-AC PWR-521-DC PWR-721-DC
EOS License Group (LIC-FIX)	G3	G2
CloudVision License Group	G3	G2
Minimum EOS	4.23.1	4.23.1

1: Typical 20% traffic @24C max:100% @46C

2: Product is subject to an end of sales notice

Specifications (mGig Platforms)

Feature/Model	720XP-96ZC2[2], 720XP-96ZC2-M-S	720XP-48ZC2	720XP-24ZY4	720XP-48TXH-2C-S	720XP-48TXH-2C-S-5G
Ports	96 RJ45 4 25G SFP 2 100G QSFP	48 RJ45 4 25G SFP 2 100G QSFP	24 RJ45 4 25G SFP	48 RJ45 4 25G SFP 2 100G QSFP	48 RJ45 4 25G SFP 2 100G QSFP
100M-2.5G UTP (30W 802.3af/at)	80	40	16	48	48
100M-2.5G UTP (60W 802.3bt)	80	8	8	48	48
100M-5G UTP (60W 802.3bt)	16	8	8	48	48
100M-5G UTP (90W 802.3bt)	0	0	0	48	48
100M-10G UTP (90W 802.3bt)	0	0	0	48	0
1G or 10G or 25G SFP	4	4	4	4	4
100G QSFP	2	2	N/A	2	2
Throughput (FDX)	580 (1160) Gbps	440 (880) Gbps	180 (360) Gbps	780 (1560) Gbps	540 (1080) Gbps
Packets/Second	863 Mpps	654 Mpps	268 Mpps	1160 Mpps	1160 Mpps
Latency (RJ-45)	1.2 microseconds				
CPU	Dual Core-x86				
System Memory	720XP-96ZC2: 4 GB 720XP-96ZC2-M-S: 8 GB	4 GB	4 GB	8 GB	8 GB
System Flash	8 GB			16 GB	16 GB
Packet Buffer	16 MB	8 MB	8 MB	16 MB	16 MB
USB Ports	1				
Console Ports	1				
100M/1G Management port	1				
Airflow	Front-Rear	Front-Rear	Front-Rear	Front-Rear	Front-Rear
Power Typical/Max[1] (excluding PoE)	216 W / 236 W	141 W / 156 W	141 W / 156 W	168 W / 199 W	168 W / 199 W
Size (WxHxD)	17.3 x 3.46 x 15.9 inches (44.0 x 8.8 x 40.5cm)	17.3 x 1.75 x 12.5 inches (44.0 x 4.4 x 31.75 cm)		17.3 x 1.73 x 14.76 inches (44.0 x 4.4 x 37.5 cm)	17.3 x 1.73 x 14.76 inches (44.0 x 4.4 x 37.5 cm)
Weight	31 lb (14.1 kg)	15.6 lbs (7 kg)	13.6 lbs (6.2 kg)	13.25 lbs (6 kg)	13.25 lbs (6 kg)
Fans: 3 (N+1 redundant)	FAN-752M-RED	FAN-7000-F	FAN-7000-F	FAN-7000-F	FAN-7000-F

1: Typical 20% traffic @24C max:100% @46C

2: Product is subject to an end of sales notice

Note 1. Product is subject to an end of sales notice

Specifications (mGig Platforms)

Feature/Model	720XP-96ZC2[2], 720XP-96ZC2-M-S	720XP-48ZC2	720XP-24ZY4	720XP-48TXH-2C -S	720XP-48TXH-2C -S-5G
Maximum Power Supply	4	2	2	2	2
Power Supply	PWR-1021-AC PWR-2021-AC PWR-521-DC	PWR-621-AC PWR-1021-AC PWR-2021-AC PWR-521-DC	PWR-621-AC PWR-1021-AC PWR-521-DC	PWR-1021-AC PWR-2021-AC PWR-521-DC	PWR-1021-AC PWR-2021-AC PWR-521-DC
EOS License Group (LIC-FIX)	G3	G3	G2	G2	G2
CloudVision License Group	G3	G3	G2	G2	G2
Minimum EOS	720XP-96ZC2: 4.24.1 720XP-96ZC2-M-S: 4.32.1	4.21	4.21	4.30.2	4.30.2

1: Typical 20% traffic @24C max:100% @46C

2: Product is subject to an end of sales notice

Arista 720XP-48Y6

Provides:

- 48 x 10M - 1GbE RJ45 @ 30W
- Uplinks: 6 x 25G
- 700Gbps switching bandwidth



Arista 720XP-24Y6

Provides:

- 24 x 10M - 1GbE RJ45 @ 30W
- Uplinks: 6 x 25G
- 400Gbps switching bandwidth



Arista 720XP-48ZC2

Provides:

- 40 x mGig (100M - 2.5GbE) RJ45 @ 30W
- 8 x mGig (100M - 5GbE) RJ45 @ 60W
- Uplinks: 4 x 25G, 2 x 100G
- 1120 Gbps switching bandwidth



Arista 720XP-24ZY4

Provides:

- 16 x mGig (100M - 2.5GbE) RJ45 @ 30W
- 8 x mGig (100M - 5GbE) RJ45 @ 60W
- Uplinks: 4 x 25G
- 1120 Gbps switching bandwidth



Arista 720XP-96ZC2

Provides:

- 80 x mGig (100M - 2.5Gb) RJ45 @ 60W
- 16 x mGig (100M - 5Gb) RJ45 @ 60W
- Uplinks: 4 x 25G, 2 x 100G
- 2240 Gbps switching bandwidth



Arista 720XP-48TXH-2C-S

Provides:

- 48 x mGig (100M - 10G) RJ45 @ 90W
- Uplinks: 4 x 25G, 2x 100G
- 2240 Gbps switching bandwidth



Campus Overlay Scale

The CCS-720XP series switches utilize data center class virtualization features to provide hundreds of segmented networks to thousands of users and devices. In addition to 4K 802.1Q VLANs, the CCS-720XP delivers 16.7 million VXLAN overlay networks with CVX and EVPN control plane support. The combination of virtualization scale plus the layer 2 and 3 hardware scale of the CCS-720XP series ensures administrators can implement large segmented and secure campus networks with the ability to scale in the future.

Scalability	Mode 0	Mode 1	Mode 2*	Mode 3	Mode 4
MAC Addresses	112k	96k	64k	32k	16k
IPv4 Host Routes	16K	32k	64K	96k	16k
IPv4 LPM Routes	16K	16K	16K	16K	144K
IPv6 LPM Routes	8K	8K	8K	8K	72K
IGMP Groups			4K		
IPv4 Multicast Groups			8K		
Security ACL Entries (Ingress/Egress)			2.5K/1K		

* Default mode; User modes includes per table customizable option

Layer 2 Features

- 802.1w Rapid Spanning Tree
- 802.1s Multiple Spanning Tree Protocol
- Rapid Per VLAN Spanning Tree (RPVST+)
- 4096 VLANs
- Q-in-Q
- 802.3ad Link Aggregation/LACP
  - 64 Ports / Channel
  - 128 groups per system
- MLAG (Multi-Chassis Link Aggregation)
  - Uses IEEE 802.3ad LACP
  - 128 ports per MLAG
- 802.1Q VLANs/Trunking
- 802.1AB Link Layer Discovery Protocol
- 802.3x Flow Control
- Jumbo Frames (9216 Bytes)
- IGMP v1/v2/v3 snooping
- Storm Control
- 802.1 AVB
- VXLAN Tunnel Virtual Port Termination: 4K

Layer 3 Features

- Routing Protocols: OSPF, OSPFv3, BGP, MP-BGP, IS-IS, and RIPv2
- 64-way Equal Cost Multi-path Routing (ECMP)
- Resilient ECMP Routes
- VRF
- Bi-Directional Forwarding Detection (BFD)
- Route Maps
- IGMP v2/v3
- PIM-SM / PIM-SSM / PIM-BiDiR
- Anycast RP (RFC 4610)
- VRRP
- Virtual ARP (VARP)
- Policy Based Routing (PBR)
- Unicast Reverse Path Forwarding (uRPF)
- GRE Tunnels
- Network Address Translation (NAT)
  - Source/Destination NAT
  - Source/Group Multicast NAT

Advanced Monitoring and Provisioning

- Latency Analyzer and Microburst Detection (LANZ)
- Configurable Congestion Notification (CLI, Syslog)
- Streaming Events (GPB Encoded)
- Capture/Mirror of congested traffic
- Zero Touch Provisioning (ZTP)
- Integrated packet capture/analysis with TCPDump
- Advanced Mirroring - Port Mirroring (16 sessions)
  - Enhanced Remote Port Mirroring
  - Port Mirroring (4 active sessions)
  - L2/3/4 Filtering on Mirror Sessions
- Advanced Event Management suite (AEM)
  - CLI Scheduler
  - Event Manager
  - Event Monitor
  - Linux tools
- FlowTracker features
- RFC 3176 sFlow
- IPFIX support
- Restore & configure from USB
- Software Defined Networking (SDN)
  - Arista DirectFlow
  - eAPI
  - OpenStack Neutron Support
- IEEE 1588 PTP (Transparent Clock and Boundary Clock)

Virtualization Support

- VXLAN Routing and Bridging
  - EOS CVX control plane
  - EVPN type 2 and type 5

Security Features

- MSS-G
- MSS (multi-domain)
- PDP
- Service ACLs
- Control Plane Protection (CPP)
- Ingress / Egress ACLs using L2, L3, L4 fields
- Ingress / Egress ACL Logging and Counters
- MAC ACLs
- 802.1X Enhancements
  - Multi-Host 802.1X AUTH
  - MAC-Based AUTH (MAB)
  - Dynamic VLAN assignment
  - Named VLAN support
- ACL Deny Logging
- ACL Counters
- Atomic ACL Hitless restart
- DHCP Relay
- MAC access list security
- TACACS+
- RADIUS
- RadSec
- NDR switch sensor
- ARP trapping and rate limiting

Quality of Service (QoS) Features

- Up to 8 queues per port
- 802.1p based classification
- DSCP based classification and remarking
- Explicit Congestion Notification (ECN)
- QoS interface trust (COS / DSCP)
- Strict priority queueing
- Weighted Round Robin (WRR) Scheduling
- Per-Priority Flow Control (PFC)
- ACL based DSCP Marking

* For details about different features supported on EOS releases, visit https://www.arista.com/en/support/product-documentation/supported-features

- ACL based Policing
- Policing/Shaping
- Rate limiting

PoE Capabilities

- LLDP enhancements for PoE including Media Endpoint Discovery (MED) attributes reporting
- PoE Controls
- VLAN for VoIP, QoS

Network Management

- CloudVision
- Configuration session commit and rollback
- Smart System Upgrade (SSU)
- 100/1000 Management Port
- RS-232 Serial Console Port
- USB Port
- SNMP v1, v2, v3
- Management over IPv6
- Telnet and SSHv2
- Syslog
- AAA
- Industry Standard CLI
- Beacon LED for system identification
- System Logging
- Environment monitoring
- MLAG ISSU
- Maintenance mode

Extensibility

- Linux Tools
  - Bash shell access and scripting
  - RPM support
  - Custom kernel modules
- Programmatic access to system state
  - Python
  - C++
  - Go
- Native KVM/QEMU support

Standard Compliance

- 802.1D Bridging and Spanning Tree
- 802.1p QOS/COS
- 802.1Q VLAN Tagging
- 802.1w Rapid Spanning Tree
- 802.1s Multiple Spanning Tree Protocol
- 802.1AB Link Layer Discovery Protocol
- 802.3ad Link Aggregation with LACP
- 802.3az Energy Efficient Ethernet (EEE)*
- 802.3x Flow Control
- 802.3u 100BASE-TX
- 802.3ab 1000BASE-T
- 802.3z 1000BASE-X
- 802.3ae 10 Gigabit Ethernet
- 802.3af/at 15W/30W Power over Ethernet (PoE)
- 802.3bt 60W Pover over Ethernet (PoE)
- 802.3by 25 Gigabit Ethernet
- 802.3ba 40 Gigabit Ethernet
- 802.3ba 100 Gigabit Ethernet
- RFC 2460 Internet Protocol, Version 6 (IPv6) Specification
- RFC 2461 Neighbor Discovery for IP Version 6 (IPv6)
- RFC 2462 IPv6 Stateless Address Auto-configuration
- RFC 2463 Internet Control Message Protocol (ICMPv6) for the Internet Protocol Version 6 (IPv6) Specification
- IEEE 1588-2008 Precision Time Protocol

SNMP

- RFC 3635 EtherLike-MIB
- RFC 3418 SNMPv2-MIB
- RFC 2863 IF-MIB
- RFC 2864 IF-INVERTED-STACK-MIB
- RFC 2096 IP-FORWARD-MIB
- RFC 4363 Q-BRIDGE-MIB
- RFC 4188 BRIDGE-MIB
- RFC 2013 UDP-MIB
- RFC 2012 TCP-MIB
- RFC 2011 IP-MIB
- RFC 2790 HOST-RESOURCES-MIB
- RFC 3636 MAU-MIB
- RMON-MIB
- RMON2-MIB
- HC-RMON-MIB
- LLDP-MIB
- LLDP-EXT-DOT1-MIB
- LLDP-EXT-DOT3-MIB
- ENTITY-MIB
- ENTITY-SENSOR-MIB
- ENTITY-STATE-MIB
- ARISTA-ACL-MIB
- ARISTA-QUEUE-MIB
- RFC 4273 BGP4-MIB
- RFC 4750 OSPF-MIB
- ARISTA-CONFIG-MAN-MIB
- ARISTA-REDUNDANCY-MIB
- RFC 2787 VRRPv2MIB
- MSDP-MIB
- PIM-MIB
- IGMP-MIB
- IPMROUTE-STD-MIB
- SNMP Authentication Failure trap
- ENTITY-SENSOR-MIB support for DOM (Digital Optical Monitoring)
- User configurable custom OIDs

See EOS release notes for Supported MIBs

*Not currently supported in EOS

Supported Optics and Cables

Interface Type	40/100G QSFP Ports
10GBASE-CR	0.5m to 5m QSFP+ to 4x SFP+
40GBASE-CR4	0.5m to 5m QSFP+ to QSFP+
40GBASE-AOC	3m to 100m
40GBASE-UNIV	150m (OM3) /150m (OM4) /500m (SM)
40GBASE-SRBD	100m (OM3) /150m (OM4)
40GBASE-SR4	100m (OM3) /150m (OM4)
40GBASE-XSR4	300m (OM3) /400m (OM4)
40GBASE-PLRL4	1km (1km 4x10G LR/LRL)
40GBASE-LRL4	1km
40GBASE-PLR4	10km (10km 4x10G LR/LRL)
40GBASE-LR4	10km
40GBASE-ER4	40km
100G	**100G**
100GBASE-SR4	70m OM3 / 100m OM4 Parallel MMF
100GBASE-SWDM4	70m OM3 / 100m OM4 Duplex MMF
100GBASE-SRBD	70m OM3 / 100m OM4 Duplex MMF
100GBASE-LR4	10km SM Duplex
100GBASE-LRL4	2km SM Duplex
100GBASE-CWDM4	2km SM Duplex
100GBASE-XCWDM4	10km SM Duplex
100GBASE-PSM4	500m SM Parallel
100GBASE-AOC	1m to 30m
100GBASE-ERL4	40km SM Duplex
100GBASE-CR4	QSFP to QSFP: 1m to 5m

10G	10G
10GBASE-CR	SFP+ to SFP+: 0.5m-5m
10GBASE-AOC	SFP+ to SFP+: 3m-30m
10GBASE-T	30m
10GBASE-SRL	100m
10GBASE-SR	300m
10GBASE-LRL	1km
10GBASE-LR	10km
10GBASE-ER	40km
10GBASE-ZR	80km
10GBASE-DWDM	80km
100Mb TX,1GbE SX/LX/TX	Yes
25G	**25G**
25GBASE-CR	QSFP to SFP+: 1m-5m lengths
25GBASE-AOC	SFP+ to SFP+: 3m-30m
25G-MR-XSR (10/25G Multi)	up to 200M/300M over OM3/OM4
25GBASE-SR	70m
25G-MR-LR (10/25G Multi)	10km
25GBASE-LR	10km

Environmental Characteristics

Operating Temperature [1]	0 to 40C (32 to 104F)
Storage Temperature	-40 to 70C (-40 to 158F)
Relative Humidity	5 to 90%
Operating Altitude	0 to 10,000 ft, (0-3,000m)

Standards Compliance

EMC	FCC A ICES-003 Issue 7 EN 55032:2015 EN IEC 61000-3-2:2019 EN 61000-3-3 KS C 9832 VCCI-CISPR 32:2016 AS/NZS CISPR 32:2015 +A1 2020 EN 300 386 TEC/SD/DD/EMC-221 CNS 15936 BS EN 55032:2015+A11:2020 BS EN IEC 61000-3-2 BS EN 61000-3-3
Immunity	EN 55035:2017+A11:2020 EN 300 386 KS C9835 BS EN 55035:2017+A11:2020
Safety	EN 62368-1:2020 + A11:2020 EN 62368-1:2014 + A11:2017 IEC-62368-1:2018 Korea KC Safety KC 62368-1 (2021-08) CSA/UL 62368-1:2019 NOM 019-SCFI-1998 CNS 15598-1 AS/NZS 62368.1:2022
Certifications	BSMI (Taiwan) FCC Class A (United States) ICES-003 (Canada) CE (European Union) KCC (South Korea) NRTL (North America) RCM (Australia/New Zealand) UKCA (United Kingdom) VCCI (Japan) TEC (India) ANATEL (Brazil) ICASA (South Africa) NOM Equivalency (Mexico)
European Union Directives	2014/35/EU Low Voltage Directive 2014/30/EU EMC Directive 2012/19/EU WEEE Directive 2011/65/EU RoHS Directive 2015/863/EU Commission Delegated Directive
Further Information	Product Certification Portal

1. Certain airflow configurations or the use of higher power or reduced temperature range optics may reduce maximum operating temperature.

Product Number	Product Description
CCS-720XP-96ZC2-4F	Arista 720XP, 80x2.5G, 16x5G POE, 4x25G SFP/2x100G QSFP switch, front to rear air, AC (4)
CCS-720XP-96ZC2-2F	Arista 720XP, 80x2.5G, 16x5G POE, 4x25G SFP/2x100G QSFP switch, front to rear air, AC (2)
CCS-720XP-96ZC2#	Arista 720XP, 80x2.5G, 16x5G POE, 4x25G SFP/2x100G QSFP switch; Requires PSU/Fans
CCS-720XP-96ZC2-M-S-4F	Arista 720XP, 80x2.5G, 16x5G POE, 4x25G SFP/2x100G QSFP switch, exp mem, front to rear air, AC (4)
CCS-720XP-96ZC2-M-S-2F	Arista 720XP, 80x2.5G, 16x5G POE, 4x25G SFP/2x100G QSFP switch, exp mem, front to rear air, AC (2)
CCS-720XP-96ZC2-M-S#	Arista 720XP, 80x2.5G, 16x5G POE, 4x25G SFP/2x100G QSFP switch, exp mem; Requires PSU/Fans
CCS-720XP-48ZC2-F	Arista 720XP, 40 x 100M-2.5G PoE, 8 x 100M-5G PoE, 4 x 25G SFP, 2 x 100G QSFP switch, front to rear air, 1 x 1050W AC
CCS-720XP-48ZC2-2F	Arista 720XP, 40 x 100M-2.5G PoE, 8 x 100M-5G PoE, 4 x 25G SFP, 2 x 100G QSFP switch, front to rear air, 2 x 1050W AC
CCS-720XP-48ZC2#	Arista 720XP, 40 x 100M-2.5G PoE, 8 x 100M-5G PoE, 4 x 25G SFP, 2 x 100G QSFP switch, front to rear air, Requires PSU/Fans
CCS-720XP-24ZY4-F	Arista 720XP, 16 x 100M-2.5G PoE, 8 x 100M-5G PoE, 4 x 25G SFP switch, front to rear air, 1 x 650W AC
CCS-720XP-24ZY4-2F	Arista 720XP, 16 x 100M-2.5G PoE, 8 x 100M-5G PoE, 4 x 25G SFP switch, front to rear air, 2 x 650W AC
CCS-720XP-24ZY4#	Arista 720XP, 16 x 100M-2.5G PoE, 8 x 100M-5G PoE, 4 x 25G SFP switch, front to rear air, Requires PSU/Fans
CCS-720XP-48Y6-F	Arista 720XP, 48 x 10/100M-1G PoE, 6 x 25G SFP switch, front to rear air, 1 x 1050W AC
CCS-720XP-48Y6-2F	Arista 720XP, 48 x 10/100M-1G PoE, 6 x 25G SFP switch, front to rear air, 2 x 1050W AC
CCS-720XP-48Y6#	Arista 720XP, 48 x 10/100M-1G PoE, 6 x 25G SFP switch, front to rear air, Requires PSU/Fans
CCS-720XP-24Y6-F	Arista 720XP, 24 x 10/100M-1G PoE, 6 x 25G SFP switch, front to rear air, 1 x 650W AC
CCS-720XP-24Y6-2F	Arista 720XP, 24 x 10/100M-1G PoE, 6 x 25G SFP switch, front to rear air, 2 x 650W AC
CCS-720XP-24Y6#	Arista 720XP, 24 x 10/100M-1G PoE, 6 x 25G SFP switch, front to rear air, Requires PSU/Fans

Product Number	Product Description
CCS-720XP-48TXH-2C-S-2F	Arista 720XP, 48 x 100M - 10G, 90W POE, 4x25G SFP28, 2x100G QSFP switch, front to rear air, 2 x 1050W AC
CCS-720XP-48TXH-2C-S#	Arista 720XP, 48 x 100M - 10G, 90W POE, 4x25G SFP28, 2x100G QSFP switch, front to rear air, Requires PSU/Fans
CCS-720XP-48TXH-2C-S-2K-2F	Arista 720XP, 48 x 10G, 90W POE, 4x25G SFP28, 2x100G QSFP switch, front to rear air, 2 x 2000W AC
CCS-720XP-48TXH-2C-S-5G-2F	Arista 720XP, 48 x 100M - 5G, 90W POE, 4x25G SFP28, 2x100G QSFP switch, front to rear air, 2x 1050W AC
CCS-720XP-48TXH-2C-5G-S#	Arista 720XP, 48 x 100M - 5G 90W POE, 4x25G SFP/2x100G QSFP switch, requires PSU, power cord
CCS-720XP-48TXH-5G-10G-UPG	Arista 720XP, 48 x 100M - 5G to 48 x 10G Upgrade

Product Number	Product Description
LIC-FIX-G2-E	Enhanced License for Arista Fixed 1G/mG Group 2 Ethernet Switches (OSPF, ISIS, BGP, PIM)
LIC-FIX-G3-E	Enhanced License for Arista Fixed 1G/mG Group 3 Ethernet Switches (OSPF, ISIS, BGP, PIM)
LIC-FIX-G2-FLX-L	FLX-Lite License for Arista Fixed 1G/mG Group 2 Ethernet Switches - Full Routing upto 32K routes, EVPN, VXLAN (includes E Features)
LIC-FIX-G3-FLX-L	FLX-Lite License for Arista Fixed 1G/mG Group 3 Ethernet Switches - Full Routing upto 32K routes, EVPN, VXLAN (includes E Features)
LIC-FIX-G3-FLX	FLX License for Arista Fixed 1G/mG Group 3 Ethernet Switches - OSPF, ISIS, BGP/MP-BGP, PIM, 32K - 200K Routes, EVPN, VXLAN
LIC-FIX-G2-V2	EOS Segmentation and 3rd Party Integration Services license for Arista Fixed 1G/mG Group 2 Ethernet Switches
LIC-FIX-G3-V2	EOS Segmentation and 3rd Party Integration Services license for Arista Fixed 1G/mG Group 3 Ethernet Switches
SS-CV-G2-SWITCH-1M	CloudVision Subscription Lic for 1-Month for 1 Switch. Arista 1G/mG. Group 2 Platforms. Delivered via download only. Includes E, FLX-L
SS-CV-G3-SWITCH-1M	CloudVision Subscription Lic for 1-Month for 1 Switch. Arista 1G/mG Group 3 Platforms. Delivered via download only.
SS-CV-LT-G2-SWITCH-1M	CloudVision Lite Subscription Lic for 1-Month for 1 Switch. Arista Fixed 1G/mG Group 2 Platforms. Delivered via download only.
SS-CV-LT-G3-SWITCH-1M	CloudVision Lite Subscription Lic for 1-Month for 1 Switch. Arista Fixed 1G/mG Group 3 Platforms. Delivered via download only.
SS-CVS-G2-SWITCH-1M	CloudVision as-a-Service Subscription Lic for 1-Month for 1 Switch. Arista Fixed 1G/mG Group 2 Platforms. Includes E, FLX-L.
SS-CVS-G3-SWITCH-1M	CloudVision as-a-Service Subscription Lic for 1-Month for 1 Switch. Arista Fixed 1G/mG Group 3 Platforms.
SS-CVS-LT-G2-SWITCH-1M	CloudVision Lite as-a-Service Subscription Lic for 1-Month for 1 Switch. Arista Fixed 1G/mG Group 2 Platforms.
SS-CVS-LT-G3-SWITCH-1M	CloudVision Lite as-a-Service Subscription Lic for 1-Month for 1 Switch. Arista Fixed 1G/mG Group 3 Platforms.

Product Number	Product Description
PWR-621-AC-RED	Spare 650 Watt AC power supply for Arista 720XP 1RU Switches (front-to-rear airflow)
PWR-1021-AC-RED	Spare 1050 Watt AC power supply for Arista 720XP 1RU Switches (front-to-rear airflow)
PWR-2021-AC-RED	Spare 2000 Watt AC power supply for Arista 720XP 1RU Switches (front-to-rear airflow)
PWR-621-AC-BLUE	Spare 650 Watt AC power supply for Arista 720XP 1RU Switches (rear-to-front airflow)
PWR-521-DC-RED	Spare 500 Watt DC power supply for Arista 720XP 1RU Switches (front-to-rear airflow)
PWR-721-DC-RED	Spare 700 Watt DC power supply for Arista 720XP 1RU Switches (front-to-rear airflow)
FAN-752M-RED	Spare fan for Arista 700 Series 2RU and chassis Enhanced Fan Speed (Front-to-rear airflow)
FAN-7000-F	Spare fan module for Arista 720XP, 7150, 7050X, and 7280 switches (front-to-rear airflow)
FAN-7000-R	Spare fan module for Arista 720XP, 7150, 7050X, and 7280 switches (rear-to-front airflow)
CCS-720-PCVR	Spare Blank Cover for 720 Series Power Supply Slot
KIT-CCS-720	Spare accessory kit for Arista 720XP 2RU Series switches. 2-post mount. (Power cords available separately)
KIT-720	Spare accessory kit for Arista 720XP 1RU Series switches. 2-post mount. (Power cords available separately)
KIT-GND-EXT-2RU	Arista 7000 Series 2RU Ground Extender Kit for NEBS compliance.
KIT-7010-4POST	Spare 4-post rack mount kit for 7010T and 720 switches
KIT-7010-2POST-23	Spare 2-post 23" rack mount kit for 7010T and 720 switches
CAB-C15-AUS	Power Cord, Australia, C15 to AS/NZS 3112, 8 Feet (2.5m)
CAB-C14-C15	Power Cord C15 to C14 (2m)
CAB-C15-EUR	Power Cord, Europe, C15 to CEE 7/7, 8 Feet (2.5m)
CAB-C15-IT	Power Cord, Italy, C15 to CEI 23-16, 8 Feet (2.5m)
CAB-C15-UK	Power Cord, United Kingdom, C15 to BS 1363/A, 8 Feet (2.5m)
CAB-C15-NA	Power Cord, North America, C15 to NEMA 5-15P, 8 Feet (2.5m)
CAB-C15-JPN	Power Cord, JAPAN, C15 to NEMA5-15P, 12A/125V, 1.25mm2, 1.8M, PSE
CAB-C15-ISR	Power Cord, Israel, C15-SI32, 10A/250V, 1.00mm2, 2.5M
CAB-C15-CHN	Power Cord, China, C15-GB2099, 10A/250V, 1.00mm2, 2.5M, CCC
CAB-C15-IND	Power Cord, India, C15-IA16A3, 10A/250V, 1.00mm2, 2.5M
CAB-C15-BRZ	Power Cord, Brazil, C15-NBR14136, 10A/250V, 1.00mm2, 2.5M
CAB-C15-SWZ	Power Cord, Swiss, C15-SEV1011, 10A/250V, 1.00mm2, 2.5M
CAB-C15-ARG	Power Cord, Argentina, C15-IRAM2073, 10A/250V, 1.00mm2, 2.5M

Warranty

The Arista CCS-720 switches come with a one-year limited hardware warranty, which covers parts, repair, or replacement with a 10 business day turnaround after the unit is received.

Service and Support

Support services including next business day and 4-hour advance hardware replacement are available. For service depot locations, please see: http://www.arista.com/en/service

Headquarters

5453 Great America Parkway
Santa Clara, California 95054
408-547-5500

Support

support@arista.com
408-547-5502
866-476-0000

Sales

sales@arista.com
408-547-5501
866-497-0000

Copyright 2025 Arista Networks, Inc. The information contained herein is subject to change without notice. Arista, the Arista logo and EOS are trademarks of Arista Networks. Other product or service names may be trademarks or service marks of others.

www.arista.com

ARISTA